



Citizens Memorial Hospital

## PowerShare Image Uploader Instructions

Navigate to the Easy Uploader using the following URL:

<https://widgets.nuancepowershare.com/easyupload/CITIZENSMEMORIAL>



powered by Nuance® PowerShare™ Network

For the best experience, it is recommended to use the Chrome, Firefox, or Microsoft Edge browser.



Upload your images to  
**CITIZENS MEMORIAL HOSPITAL**

Follow these steps to upload your medical images:

1. Enter your email address or phone number
2. Click Send Authentication Code to receive an authentication code

Please upload your prior images here. By providing your records in advance, we will have a chance to better prepare for your appointment.

Send Authentication code:

To my email address

Email Address

To my phone via text message

Send Authentication Code

Before uploading, you need to request an Authentication Code by providing either your email address or your phone number.



Upload your images to  
**CITIZENS MEMORIAL HOSPITAL**

Follow these steps to upload your medical images:

1. Enter authentication code
2. Accept Terms and Conditions and HIPAA Agreement
3. Click Confirm Authentication Code

Please upload your prior images here. By providing your records in advance, we will have a chance to better prepare for your appointment.

Phone Number \*

+1 417

Authentication Code \*

\*\*\*\*\*

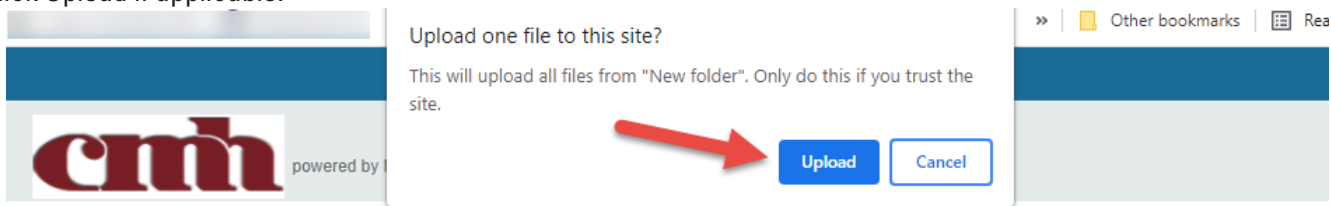
If you do not receive a code within a few minutes, request a new code.

Request a new code

I have read and accept the Terms and Conditions and HIPAA Agreement \*

Confirm Authentication Code or Cancel

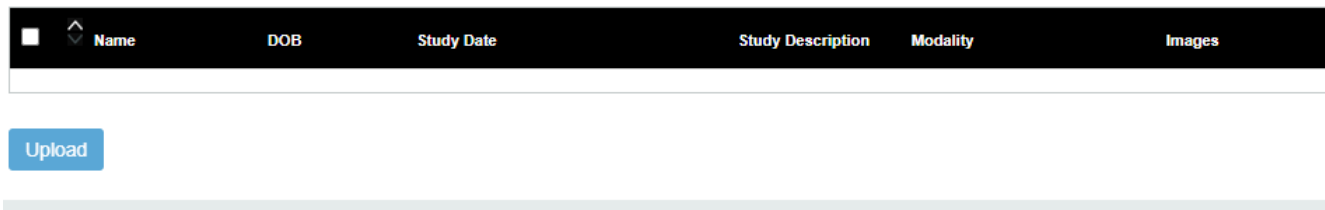
The uploader will open in the same window.  
Click the Choose Folder button and select the CD or directory containing the files you wish to upload.  
Click Upload if applicable.



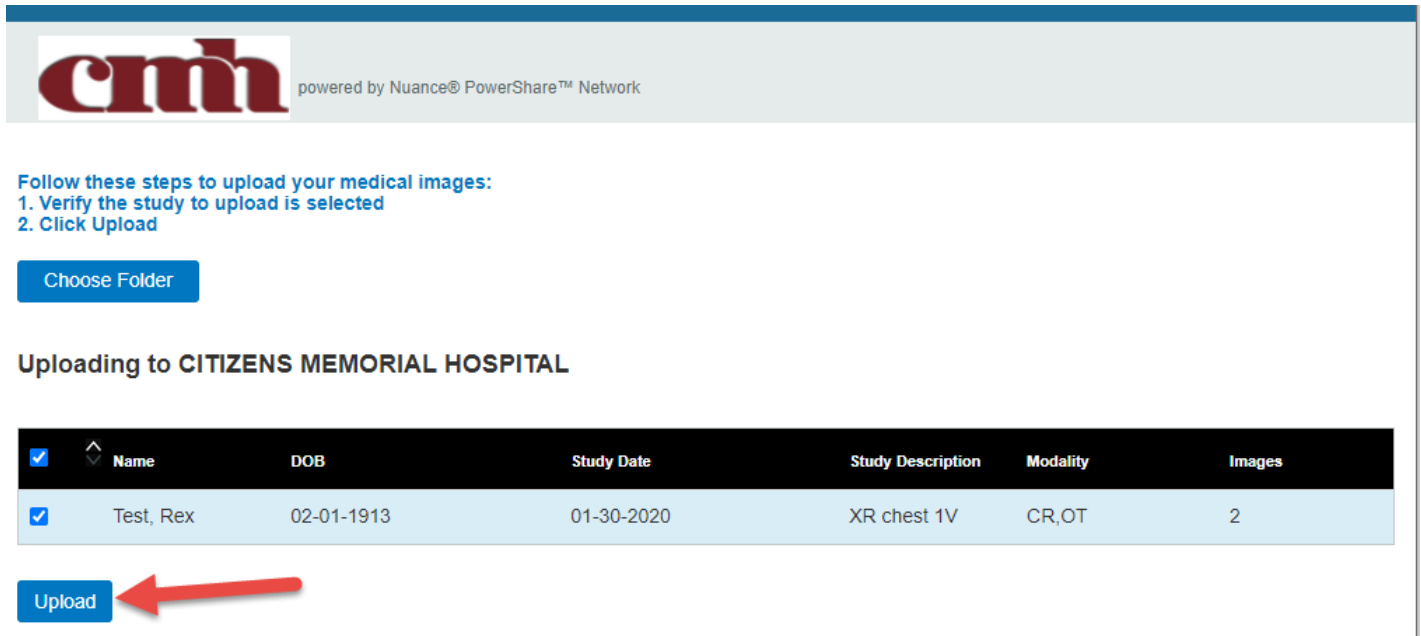
- Follow these steps to upload your medical images:
1. Insert CD into CD drive
  2. Click Choose Folder
  3. Choose the folder or CD drive in the left panel
  4. Click Upload until the list displays with the study detail



### Uploading to CITIZENS MEMORIAL HOSPITAL




Click the Upload button.



You will receive a Transfer Complete notice in the progress bar.

You can now close the screen or click upload another to repeat the upload process.

 powered by Nuance® PowerShare™ Network

**i** Upload Complete. You may now close your browser or upload another CD.

If any studies do not have a **Transfer Complete** status, [contact Support](#) or click **Upload Another** to try again.

### Uploading to CITIZENS MEMORIAL HOSPITAL

Name	DOB	Study Date	Study Description	Modality	Images	Progress
Test, Rex	02-01-1913	01-30-2020	XR chest 1V	CR,OT	2	<b>Transfer Complete</b>

**Upload Another**