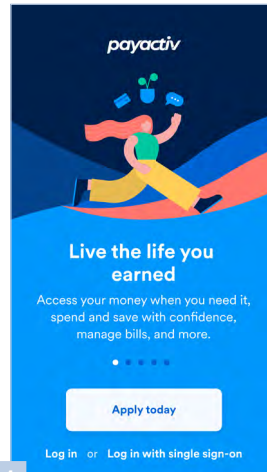


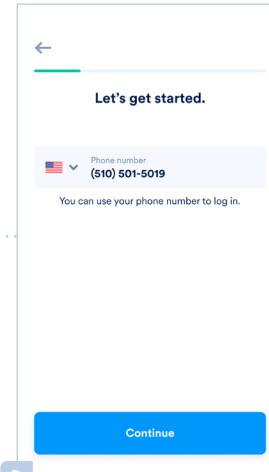
# How to Sign Up for Payactiv




To get started, scan the QR code with your smartphone camera to download the Payactiv App. You will need your **phone number, name, employer, and employee ID.**



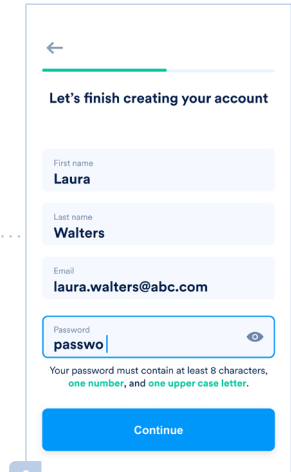
1 Select "Apply today" from the welcome screen.



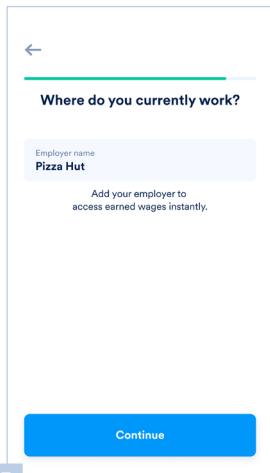
2 Enter your mobile number and press "Continue".



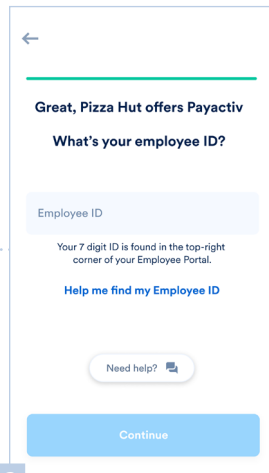
3 Enter the code sent to your phone number.



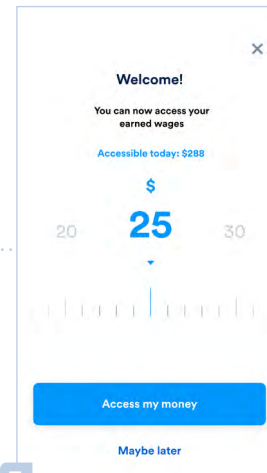
4 Fill in the blanks to set up your account.



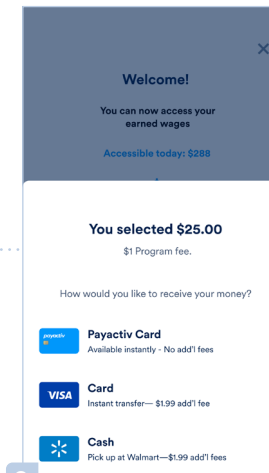
5 Enter the name of your employer.



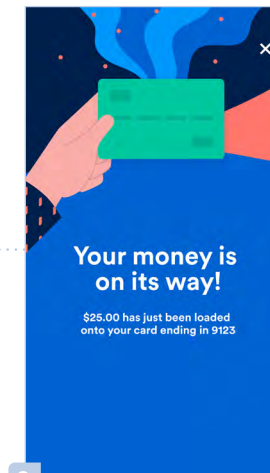
6 Enter your employee ID.



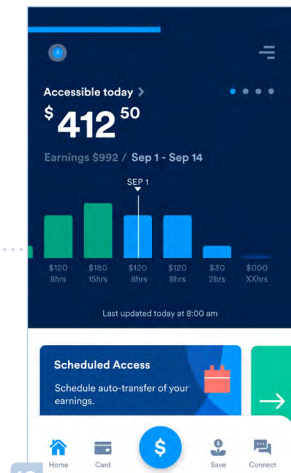
7 Choose the amount you want to access.



8 Select where you want your wages transferred.



9 That's it! Welcome to Payactiv.



10 From the home screen, you can link your bank account, set up earned wage access, and more.